

WIRE WOUND FERRITE CHIP INDUCTORS / WCIL TYPE

FEATURES

- ◆ Very strong solderability by reflow soldering and soldering iron or wave soldering.
- ◆ Highly accurate dimensions can be mounted automatically.
- ◆ Terminals are highly resistant to pull forces.
- ◆ High reliable in environments of sudden temperature change and humidity.
- ◆ Highly resistant to mechanical shocks and pressure.
- ◆ Superior Q characteristics and broadest selections amount peers.




APPLICATIONS

- ◆ Micro TVs, liquid crystal TVs, video cameras, portable VCRs, car radios, car stereos, thin tape radios, television tuners, mobile telephones, radio and other electronic devices.

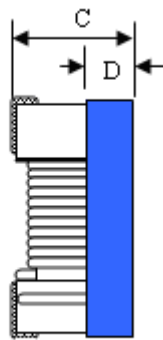
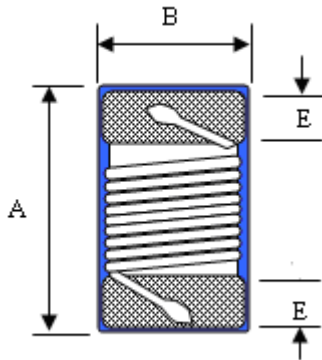
ORDERING CODE

WCIL 2520 - 6R8 □-N



Note: lead-free
Tolerance (J:± 5%, K:±10%)
Inductance
Dimension
Product Symbol

DIMENSIONS (UNIT: mm)



A	2.90 (MAX)	m/m
B	2.54 (MAX)	m/m
C	2.03 (MAX)	m/m
D	1.30 (REF)	m/m
E	0.50 (REF)	m/m

CORE MASTER ENTERPRISE CO., LTD.



<http://www.coremaster.com.tw>

WIRE WOUND FERRITE CHIP INDUCTORS / WCIL TYPE

ELECTRICAL CHARACTERISTICS FOR WCIL 2520

Part No.	Inductance (uH)	Test Freq. (MHz)	Q Min	Self Resonant FREQ. (MHz) Min	DC Resistance (Ω) Max	Rated Current (mA) Max
WCIL 2520-5N0 □-N	0.005	100	10	3000	0.25	2000
WCIL 2520-10N □-N	0.010	100	10	2500	0.25	1800
WCIL 2520-12N □-N	0.012	100	15	2400	0.26	1700
WCIL 2520-15N □-N	0.015	100	15	2300	0.28	1600
WCIL 2520-18N □-N	0.018	100	15	2200	0.30	1550
WCIL 2520-22N □-N	0.022	100	20	2100	0.35	1500
WCIL 2520-27N □-N	0.027	100	20	2000	0.40	1450
WCIL 2520-33N □-N	0.033	100	30	1600	0.42	1400
WCIL 2520-39N □-N	0.039	100	35	1500	0.45	1350
WCIL 2520-47N □-N	0.047	100	35	1400	0.50	1300
WCIL 2520-56N □-N	0.056	100	35	1300	0.60	1250
WCIL 2520-68N □-N	0.068	100	35	1200	0.65	1240
WCIL 2520-82N □-N	0.082	100	35	1100	0.75	1230
WCIL 2520-R10 □-N	0.10	100	35	800	0.80	1220
WCIL 2520-R12 □-N	0.12	25.2	30	700	0.30	900
WCIL 2520-R15 □-N	0.15	25.2	30	550	0.35	900
WCIL 2520-R18 □-N	0.18	25.2	30	500	0.40	850
WCIL 2520-R22 □-N	0.22	25.2	30	450	0.50	840
WCIL 2520-R27 □-N	0.27	25.2	30	425	0.55	830
WCIL 2520-R33 □-N	0.33	25.2	30	400	0.60	820
WCIL 2520-R39 □-N	0.39	25.2	30	375	0.65	810
WCIL 2520-R47 □-N	0.47	25.2	30	350	0.68	800
WCIL 2520-R56 □-N	0.56	25.2	30	325	0.75	800
WCIL 2520-R68 □-N	0.68	25.2	30	300	0.85	800
WCIL 2520-R82 □-N	0.82	25.2	30	260	1.0	800
WCIL 2520-1R0 □-N	1.0	7.96	25	245	1.1	800
WCIL 2520-1R2 □-N	1.2	7.96	25	230	1.2	790
WCIL 2520-1R5 □-N	1.5	7.96	25	182	1.3	750
WCIL 2520-1R8 □-N	1.8	7.96	25	135	1.45	750
WCIL 2520-2R2 □-N	2.2	7.96	25	105	1.55	750
WCIL 2520-2R7 □-N	2.7	7.96	25	70	1.7	740
WCIL 2520-3R3 □-N	3.3	7.96	25	55	1.9	730
WCIL 2520-3R9 □-N	3.9	7.96	25	48	2.1	700
WCIL 2520-4R7 □-N	4.7	7.96	25	43	2.3	650
WCIL 2520-5R6 □-N	5.6	7.96	20	42	2.5	640
WCIL 2520-6R8 □-N	6.8	7.96	20	39	2.7	630
WCIL 2520-8R2 □-N	8.2	7.96	20	36	3.05	600
WCIL 2520-100 □-N	10	2.52	15	33	3.5	600
WCIL 2520-120 □-N	12	2.52	15	30	3.8	550
WCIL 2520-150 □-N	15	2.52	15	26	4.4	430
WCIL 2520-180 □-N	18	2.52	15	24	4.8	400
WCIL 2520-220 □-N	22	2.52	15	22	5.5	400
WCIL 2520-270 □-N	27	2.52	15	21	6.3	360
WCIL 2520-330 □-N	33	2.52	15	20	7.1	350
WCIL 2520-390 □-N	39	2.52	10	18	9.5	330
WCIL 2520-470 □-N	47	2.52	10	17	11.1	300
WCIL 2520-560 □-N	56	2.52	10	16	12.1	270
WCIL 2520-680 □-N	68	2.52	10	15	16.6	250
WCIL 2520-820 □-N	82	2.52	10	13	19	200
WCIL 2520-101 □-N	100	0.796	8	12	21	120

CORE MASTER ENTERPRISE CO., LTD.



<http://www.coremaster.com.tw>